



FORGE

Dedicated to the revival of the "King of Crafts"

Vancouver Island Blacksmiths

www.vibblacksmiths.com



COMING EVENTS

- March 28 2009.....Blacksmithing course starts
- March 29 2009..... Production Day and Meeting
- April 26 2009.....Meeting at Luxton

Index

Executive Reports.....	2,3
Show and tell	4
Blacksmithing news	5,6
Things to do with Railroad spikes.....	7,8,9
Membership.....	10

Production day Sunday March 29 2009

The above photo is from Production Day 2008 with our official Tally Man... Don Startin, presiding over the finished work table. We sold out many of our more popular fair items early in the season last summer and had only slim pickens' for the last few fairs of the summer. We need lots of skilled hands to re-stock our inventory for this summers' events. All members are encouraged to bring some finished items, plus show up on March 29th to help create more. All skill levels are needed, so even if you consider yourself a beginner, there is a critical job for you to do. In spite of the oft repeated advice to Charlie Brown about free lunches...there is actually a free lunch (to all workers) for this event. Ray's famous deli hamburgers with pop or beer will be served. **If you have some special project requiring specific size steel, please contact Production Day Chairman Willy Tobler.**

2008 - Executive

President: Ray Orchard 250 478-9839
VP: Marty Gilbertson 250 646-2334
Secretary: Charlie Low 250 479-6712
Treasurer: Norm Norby 250 478-3589
Librarian: Skip Kennedy 250 478-8172
Editor: Dennis Gillett

Publishing Info: "Forge" is published monthly by and for members of the Vancouver Island Blacksmith Assoc. General Correspondence for VIBA: 1040 Marwood Ave, Victoria, BC, V9C 3C4. (or directly to appropriate executive member) Permission granted for reproduction of any part of "Forge" provided credit is given to the original source, and the item is not marked 'copyright' or specifically stated to be for the sole use of "Forge". Unless otherwise stated, the editors are the authors of all material. Disclaimer Notice: "Forge" makes every effort to ensure accuracy of the information contained therein, but the executive officers & general membership of the Vancouver Island Blacksmith Association including the editors, specifically disclaim any responsibility or liability for damages or injuries as a result of any construction design, use or application of information contained in this newsletter. The use of any information is solely at the user's own risk.

Submissions & Contributions

Submissions to "Forge" can be made at any monthly meeting or by snail mail to:

VIBA - The Editor
1040 Marwood Avenue
Victoria, BC Canada
V9C 3C4
OR
Email: dgillett@shaw.ca

President's Report

By: Ray Orchard



Attendance at our production day has traditionally been very good. Here's hoping it continues this year, March 29. For those who don't know, this is the day we produce all sorts of saleable stuff to flog at the demonstrations through the coming months. This provides hundreds of dollars each year to keep our operations in the black. We all benefit, we should all contribute.

Willy is the one in charge, ably assisted by Don. I'll be doing the burgers which, along with liquid refreshment, will be free to all workers. You can make whatever you want, as long as it's forged and saleable. If you lack ideas, perhaps you can pick one up on the day.

After our February meeting a few of us went over near the coal bin to see the batting cage, where it has been suggested we might relocate the smithy. I think we all agreed the space was not suitable; too long, too narrow, poor space for the spectators and what happens if the ball players decide to re-

build the cage? We did feel there was space near the coal, though, that could accommodate us. It is too early to seriously consider anything. Our hosts, the Metchosin Farmers Institute, I believe have some decisions to make themselves before being able to consider our situation. It will be some time before we know what's what, so it will be life as usual for a while.

There won't be much of a regular meeting on production day, so come prepared to work for the future of the group.

Heavy Duty Miller Scp-200 constant potential (mig) welder for sale. Currently set up for aluminum and flux core, but could be set up with a wire feeder for mild steel. Comes with loads of cable, contact tips and a flowmeter. Also set up on a rolling cart. \$600 obo if interested call 250-208-5499



Secretary's Report

By: Charlie Low



VIBA Minutes Feb'09

Show and Tell:

Dennis brought in 3 beautiful knives, blades from the chunk of SS pipe he has (we don't know if they will hold an edge yet) with hidden tang handles made from a variety of maple, rosewood, brass and a fiber composite, with a sheath for one.

Skip brought in a door-knocker made from a farrier's rasp and a horseshoe.

Charlie L brought a couple of mandrels with forked bottoms made to fit over the screw in a vise, so that they not only don't move back and forth, the also don't move sideways. He also brought in some work in progress- an idea from JP to make a trivet from 4 hearts was the goal. 4 large nuts had been made into square stock, bent at a right angle, and 3 of them had been tapered. As the tapering went forward, the angles opened somewhat. The odd thing was that all three opened to almost exactly the same degree. I have tried making two things exactly the same, and generally find it impossible, so making three things the same, purely by accident seems very odd.

New Business: Letters should be sent to all the fairs where we do demonstrations. Charlie D has last year's versions.

Neil's course has 3 people signed up. He would like a few more. This is something that anyone beginning in the art should take, and it can be helpful even for people that have been doing it a while.

Ray was pointing out that the pop cooler is getting a bit decrepit. It is just a box now, as its cooling function is long gone. If someone has a substitute needing a good home, we would be happy to provide one. Preference would be given to an upright fridge that was free, but consideration would be given to anything else that would work.

Our agreement with the MFI runs out in May. There was no objection to negotiating a renewal.

CanIRON VII may become a reality. Daryl Richardson and Craig Campbell, of Saskatchewan

have been in touch with Neil about hosting it. We can provide some forges, and Neil has been in touch with Grant Sarver about tongs. He also told them about the Conference Manual on the NWBA website. Neil pointed out that the tradition has been to increase the seed money each year, and suggested that since we received \$10,000.00, and made a profit, that we pass on \$11,000.00. There was some discussion, and the idea was approved. It was pointed out that the Ness Lk Jazz festival occurs nearby each year, so there are accommodations available for significant numbers, as well as on-site camping. New Business: It was proposed that our librarian, Skip, and our demonstration coordinator etc Dennis, be made directors of the club. This was approved

Earl has some surplus firebrick.

Next month, Sunday, March 29, is not only meeting day, it is also a production day. There will be a free lunch, burgers and beer or pop, and lots of hands-on things to do. We will be starting about 9.00 am, and going on as long as we can. This is where we get the stuff we sell at fairs, which is where a good part of our money comes from, so I encourage everyone to turn out and help.

Neil was at the MFI meeting recently and mentioned that Larry West suggested that rather than put an extension on the existing shop, what about building a new one over where the batting cage has fallen into disrepair. They had a tarp over it when the snow fell, and it is all caved in. We went over and had a look. It is right next to the coal bin, is about 25 x 80 feet, plus or minus, depending on exactly how it is sited, and there was discussion about Quonset huts. There is concern that we are presently in a wooden building, with a museum at the other end.


Charlie D is still looking after emails for the club, but will be away a lot in the next while. Norm agreed to look after them.

Marty mentioned that Jake is bringing in a load of coke, and would like to make it a full load, so is looking for anyone who would like some. It will probably be in 100 pound bags, so easily handled. If you are interested, get in touch with Jake.

With that, we adjourned.

Show and Tell

Photos by D Gillett



Heart shaped trivet and forked –bottom mandrel by Charlie L



Knives by Dennis



Horse shoe and farriers rasp door knocker by Skip

G'day ABANA Affiliates,

As you may be aware, the recent (and on-going) Victorian fires were devastating and right on our door step. While we are all deeply affected by these events, at least one of our members is among those who lost family, friends and property. The Association has since decided to embark on an ambitious memorial project.

We would be grateful for a non-monetary contribution from you in the form of a forged gum leaf, gumnut or bunch of either (or both). We have created a website (www.treeproject.abavic.org.au) to update and inform all those concerned about the project. Please visit this site for further information, including tips on forging gum leaves and gum nuts and images for reference.

This message is going out to blacksmiths around the country and around the world, so please pass it on to any and all that you know. I apologise if you have received this information more than once, as we are trying to contact as many blacksmiths and metal smiths as possible. Thank you, and I look forward to hearing from you soon.

Paul Mills

Editor, *The Drift*

Email: TheDrift@abavic.org.au

Web: www.abavic.org.au

Web: www.treeproject.abavic.org.au

XVIII EUROPEAN BIENNIAL WROUGHT IRON EXHIBITION

Dear blacksmithingfriends,

Iron and Fire: elements of an ancient tradition

The European Biennial Wrought Iron exhibition returns from 3rd to 6th September 2009 together with the 4th World Forging Championship. During these 4 days the whole community of this small town rallies round to collaborate in what is not only a traditional exhibition but which offers an occasion for blacksmiths from all over the world to confront each other so that the forging tradition is kept alive.

Over the years the Biennial in Stia has become one of the most important events in Europe offering an occasion for blacksmiths from all over the world to exchange ideas, make new contacts and to experiment new techniques, as well as offering spectacular events: from the Exhibition of over 50 stands to the International Drawing and Design competition to the World Forging Championship. Musical events and conferences are also important features of this event.

Regulations and application forms for the XVIIIth edition can be downloaded by end of February from the following link: www.comune.stia.ar.it/biennaleferro

Please feel free to publish the above information in your blacksmithing magazines or on your websites.

SEE YOU IN STIA!!!

Monica Ciabatti

Head of the

international area

fax: +39 0575 503890

e-mail:

ferrostita@virgilio.it

address: c/o Palazzo Comunale, P.za Pertini 1,
52017 Stia (AR), ITALY

IMPORTANT NEWS:

In January the National Ornamental Metal Museum (NOMM) in Memphis, Tennessee, USA sent out an invitation to blacksmiths worldwide to submit images of work for selection for a major international exhibition, 'Iron: Twenty Ten'.

In response to concerns raised by a number of leading artist blacksmiths, the Museum is extending the deadline for receiving submissions to **29th May 2009**; and has **also** expanded the scope of the exhibition to cover, in addition to actual existing pieces of work to be shipped to Memphis to be exhibited in the exhibition, two additional categories:

1. items of recent **in-situ Architectural Work and Public Art** to be exhibited as **display photographs** in the exhibition; and:
2. items of **New Work** made specially for the exhibition, to be selected initially on the basis of submitted **design drawings**.

The revised terms of invitation are set out in the following **Addendum**.

(the original invitation is printed below the Addendum for reference.)

Iron: Twenty Ten International Juried Exhibition Call for Entries - Addendum

In order to accommodate blacksmiths wanting to create new work for the exhibition and for those who do large-scale architectural work and public art, the following additions and changes have been made to the Call for Entries for Iron 2010:

Architectural Work and Public Art

To ensure that this exhibition provides a complete overview of blacksmithing today, NOMM will include exhibition photographs of architectural work and public art in situ. Exhibition photographs will be produced by NOMM from images provided by the selected blacksmiths. Participating blacksmiths may choose to exhibit a maquette or detail of the final work. Please note that architectural work and public art must be designed and fabricated by the applicant.

New Work

Work to be created specifically for exhibition in Iron 2010 will be considered. Blacksmiths may submit PDFs of up to two drawings per proposed work (to a maximum of two different works) for review prior to completing the final work. Images of two examples of existing work must be submitted with the drawings. NOMM reserves the right to reject work created for the exhibition if it does not (A) meet the quality of the example work and/or (B) is not built as designed.

Application Procedure

The following materials are required as electronic versions on a CD or may be submitted by email to iron2010@metalmuseum.org. Please note if submitting by email, be sure to request confirmation of receipt.

1. A resumé or biographical sketch in PDF file format, not to exceed 2 pages (please include current contact information).

Images of up to two works.

- a. For Existing Work. Up to two images per work in JPG file format. See below for image format.
- b) For Architectural Work and Public Art. Up to two images per work of work in situ. Images must be in JPG format and must be available as a file large enough to create exhibition prints. See below for image format.
- c) For New Work. Up to two drawings per work to be created and images of two examples of existing work. Drawings must be submitted in JPG file format. Up to two images per example work may be submitted in JPG file format. See below for image format.

Numbered Image List, including title, medium, dimensions of the object depicted and date of making, if applicable.

No application materials will be returned.

Image Format

JPG images should be no smaller than 300 dpi and 1280 X 1048 pixels. The images should be organized on the CD as individual files and named to correspond to the image list requested below. The JPG file names must include your last name, a number and the image title (example: smith01untitled.jpg). Please note files will be renamed by the exhibition coordinator to maintain artist anonymity.

Deadline Extension

The deadline has been extended to 5 pm, May 29, 2009. There will be no exceptions.

Questions

Please submit questions to iron2010@metalmuseum.org. Questions and answers will be posted at <http://www.metalmuseum.org/irontwentyten.html>.

RAILROAD SPIKES

Reprinted from the March, 1989, newsletter of the
Upper Midwest Blacksmith Association

In this issue, there are two things made from rail road spikes. It seems that every smith gets a bucket full of them at one time or another. So let's share ideas on how to use them profitably. I will put in one or two every issue as long as you all send me a picture, a sketch, a rough drawing, a photo, or just a description.

SEND ME STUFF YOU MAKE FROM RAIL ROAD SPIKES. LET'S SHARE THEM!!!

Monty Bygd brought one of these tomahawks to the Elkhorn meeting.

Railroad Spike Tomahawk by Tom Moore

The following simple steps yield a tomahawk from a standard railroad spike. The head of the spike is not altered so that the original material is easily identifiable.

The dimensions given are approximate. The biggest problem is holding the thing while performing the operations.

1. Start with a new or unworn spike, 5/8" square and 6-1/2" long.

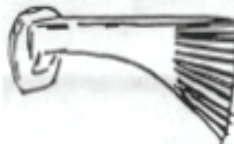
2. Upset spike on anvil to about 1" square and about 4-3/8" long, keep head cold.

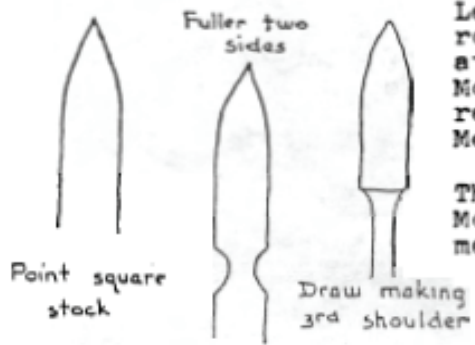
3. Flair upset end with cross peen. Periodically straighten back, smooth blade.

4. Slit eye - swell slit with drift. Straighten any deformities.

5. Grind profile, file smooth and sharpen. Harden in water and temper to a blue.

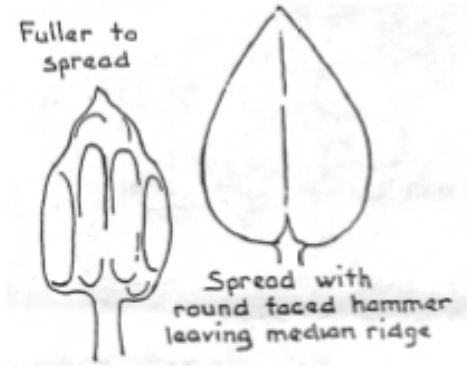
From Mid-Atlantic Smith's Assn.
Newsletter





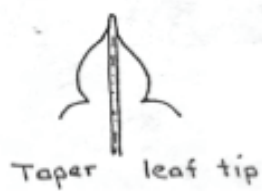
Leaf hook made from rail road spike by Tom Latane at an open hour set up by Monty Bygd. He sent this report from the Minnesota Metalsmiths.

This is the hook that Monty brought to our February meeting in Elkhorn.



Cool, mark pattern and lightly chisel

Punch holes then hot chisel pattern. Heat and bend leaf where necessary to clean and refine with files.



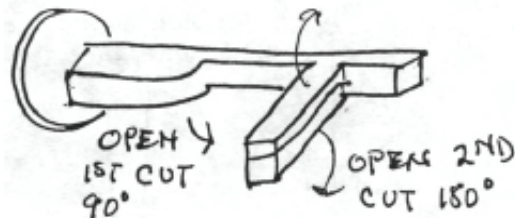
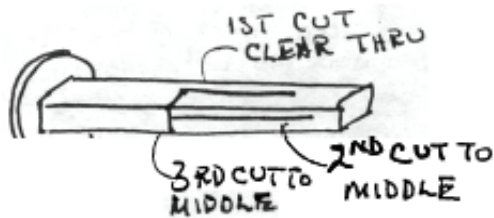
Leaf can be left flat or domed with a ball peen hammer over a wooden block.

MADE FROM RAILROAD SPIKES
 Reprinted from the May, 1989, newsletter of the
 Upper Midwest Blacksmith Association

Here is another of the things you can make from rail road spikes. I will try to figure out the steps from the pictures and then you can try it out and tell me where I went wrong.

1. Make a plate at least 3/8 in thick with a hole to fit the spike, used to flatten the head of the spike for the base of the cross. Put "stones" on the base by putting dents in the plate with a ball pien hammer. Hammer base to desired shape.
2. Make a single-piece cross, remember that the size of the hole and its shape are determined by the amount of overlap in the side cuts.
3. 1st cut all the way thru. 2nd cut to middle. Third cut to middle. Spread 1st cut 90°. Spread 2nd cut 180°. Forge to design wanted.

Monty Bygd had one of these at the February meeting, so if you want further details, write to him. Name and address on the front page.



Learn to make these things ...and many others. Sign up for Neil Gustafson's famous blacksmithing course beginning Saturday March 28 and continuing every Saturday for the next 6 weeks. The course is a great intro to blacksmithing and a great refresher for those with more experience. I personally took the course twice and learned more the second time than the first. Contact Neil for course fees and details.

**Vancouver Island Blacksmith Association
Membership Application**

Name: _____

Address: _____

City: _____ Prov./State: _____

Post/Zip Code: _____

Email: _____

Phone: (____) _____

Fax: (____) _____

Are you a: New Member Renewal

Regular Membership \$30.00 Annually

Contributory Member \$100.00 Annually

Members are required to sign a Liability Waiver
Make cheques or money orders payable to:

**Vancouver Island Blacksmith Assoc. (VIBA)
1040 Marwood Avenue
Victoria, BC CANADA
V9C 3C4**

**Artist Blacksmiths Assoc. of North America
Membership Application**

Name: _____

Address: _____

City: _____ State/Prov.: _____

Zip/Postal Code: _____

Phone: (____) _____

Fax: (____) _____

Full Time Student.....\$35./year

Regular Membership.....\$45./year

Senior Citizen (age 65+).....\$40./year

Overseas Surface Mail.....\$60./year

Oversea Air Mail.....\$80./year

Contributory Membership.....\$100./year

Public Library Subscription.....\$35./year

Credit Card Payment

Card No. _____

Visa Mastercard

Expiry Date: _____

Signature: _____

by Phone: 703-680-1632

Mail: ABANA, 15754 Widewater Dr
Dumfries, VA, USA, 22025-1212

Email: abana@abana.org

Dear Editor;

First let me say that I am pleased to see that VIBA believes in recycling. This must be at least the 3rd time Ray Orchard has been President...only Ray can say how many other executive positions he has held down over the years.

I don't know that I would have recognized him with 'the new look', (at least it is new to me since the last time I saw him). Having said that, I had better attach a recent photo of myself in case those VIBA members who remember me, would have the same problem with me.

Now then, to the point. Twelve years ago VIBA awarded me a lifetime, honorary membership. I felt undeserving at the time and now, 12 years on, it seems even more so. Perhaps some of you thought I wouldn't live this long? My point is, there are others on your membership list who are far more deserving, and I think you could cancel mine and award the honor to another.

Don Startin & Skip Kennedy are two people who immediately spring to mind. Both have done yeoman service to VIBA over the years. I'm sure there are others, maybe even my **extremely old** friend, Ray Orchard, who must be heading for the record books for the number of times as President & etc.

Perhaps, at the very least, you could send me 'The Forge' as a PDF and save the costs of printing and mailing. Since I have your eye for a moment or two, let me thank Don Startin for keeping me abreast of activities in the Highlands. I guess just getting our own municipal council up there wasn't enough to save the area; it appears to be an on-going battle.

I look forward to hooking up with you all again, If ever I can co-ordinate a trip to the Island with a VIBA meeting. I almost made it, a few years back, but ended up trapped in the snow in Metchosin for 4 days with no power and no way of getting out.

I wish all at VIBA continued success.

Ron Greig
PO Box 96
Binscarth, MB R0J 0G0
Tel: (204) 532-2418

